



652 Oliver Street
Williamsport, PA 17701 U.S.A.

Tel. +1-800-258-3279 (U.S. and Canada)
Tel. +1-570-323-6181 (International)
Fax. +1-570-327-7101
www.lycoming.com

MANDATORY

SERVICE BULLETIN

November 2, 2015

Supplement No. 3

To

Service Bulletin No. 342G

The FAA has approved this supplement as an Approved Alternate Method of Compliance (AMOC) to AD 2015-19-07.

This supplement to Service Bulletin No. 342G:

1. Updates the part number for Call Out #65 in the “Legend for Parts on Diagrams 1 To 39”, P/N 74278 is superseded by P/N 07A28507.

65	07A28507	BRACKET ASSY., Fuel line support
----	----------	----------------------------------

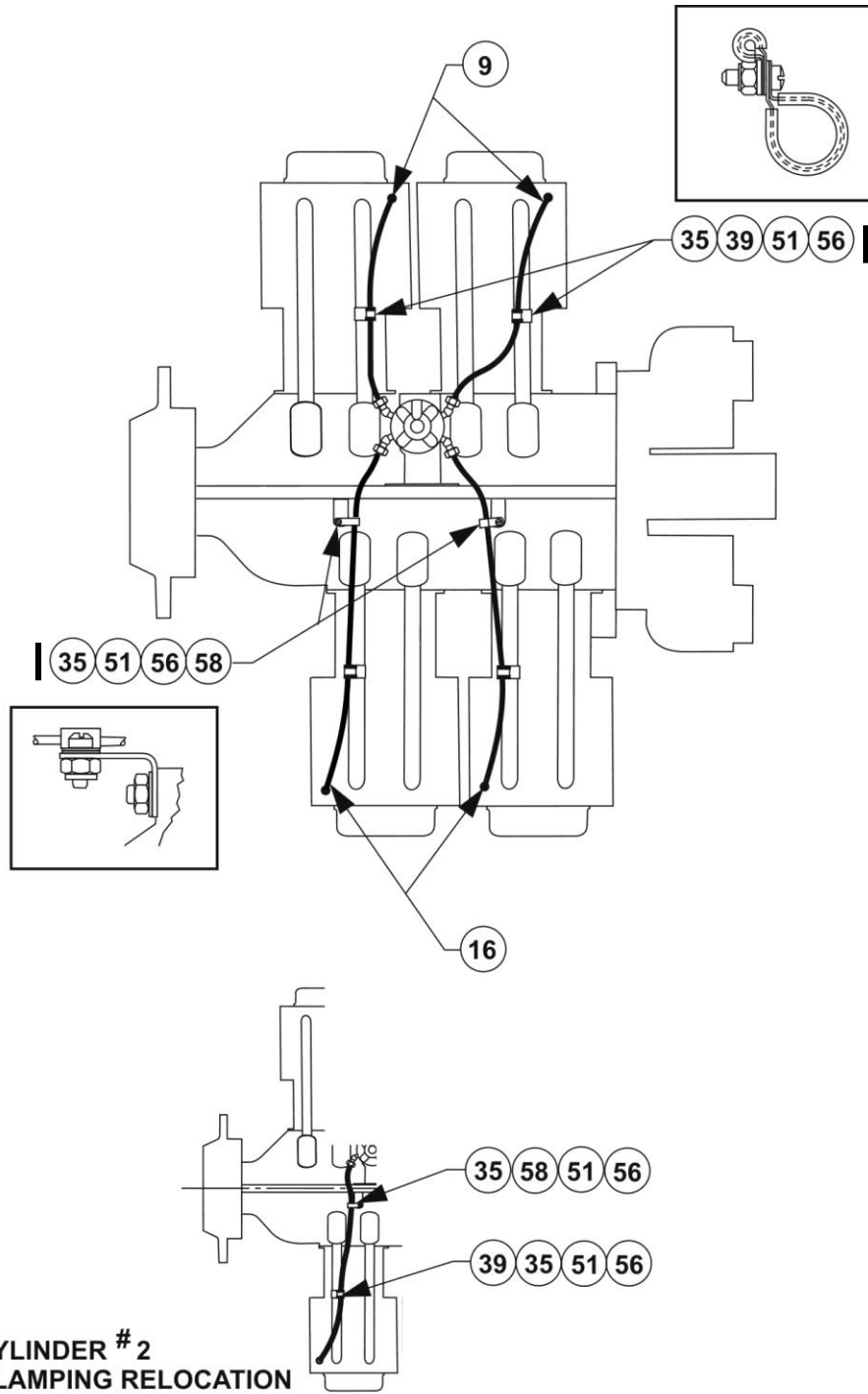
2. Optional configuration for engine model IO-360-B4A included in Diagram No. 4.
3. Optional configuration for Diagram 24 in Service Bulletin No. 342G changes the call out designation for the manifold to nozzle fuel line tube assembly to provide an option for the number 3 cylinder.
4. Diagram No. 2 in Supplement No. 3 (this supplement) to Service Bulletin No. 342G is an option to for Diagram No. 1 in Supplement No. 1 to Service Bulletin No. 342G for the IO-360-M1A engine model.



ISSUED			REVISED			PAGE NO.	REVISION	Sup.3 to 342G
MO	DAY	YEAR	MO	DAY	YEAR			
11	02	15	--	--	--	1 of 6	---	

2. Optional configuration for engine model IO-360-B4A included in the list of engine models in Diagram No. 4.

Diagram No. 4 -- IO-360-A1A, A1B, A1B6, A1B6D, A1C, A1D, A1D6, A2A, A2B, A3B6, A3B6D, B1D, B1F, B2F, B4A (Optional), C1A, C1B, C1D6, J1A6D, M1B HIO-360-C1A, C1B AEIO-360-A1A, A1B, A1B6, A1D, A1E, A1E6, B1F, B2F

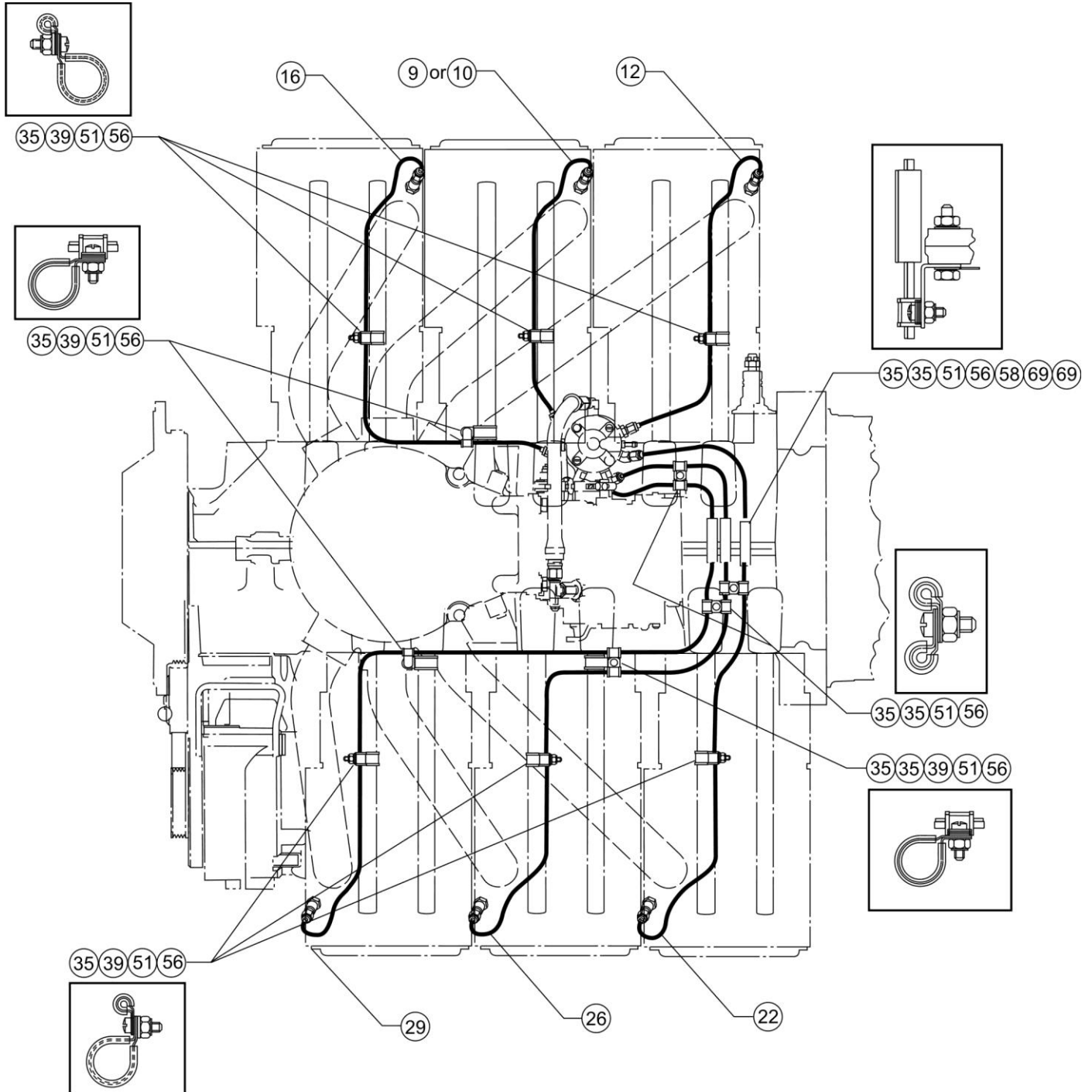


ISSUED			REVISED			PAGE NO.	REVISION	Sup.3 to 342G
MO	DAY	YEAR	MO	DAY	YEAR			
11	02	15	--	--	--	2 of 6	---	

3. Revised Diagram No. 24 (Optional)

Optional configuration, changes the call out designation for the manifold to nozzle fuel line tube assembly for the number 3 cylinder from only "9" to "9 or 10". P/N LW-12098-0-150 can be installed as an alternate to P/N LW-12098-0-140 as the manifold to nozzle fuel line tube assembly for the number 3 cylinder.

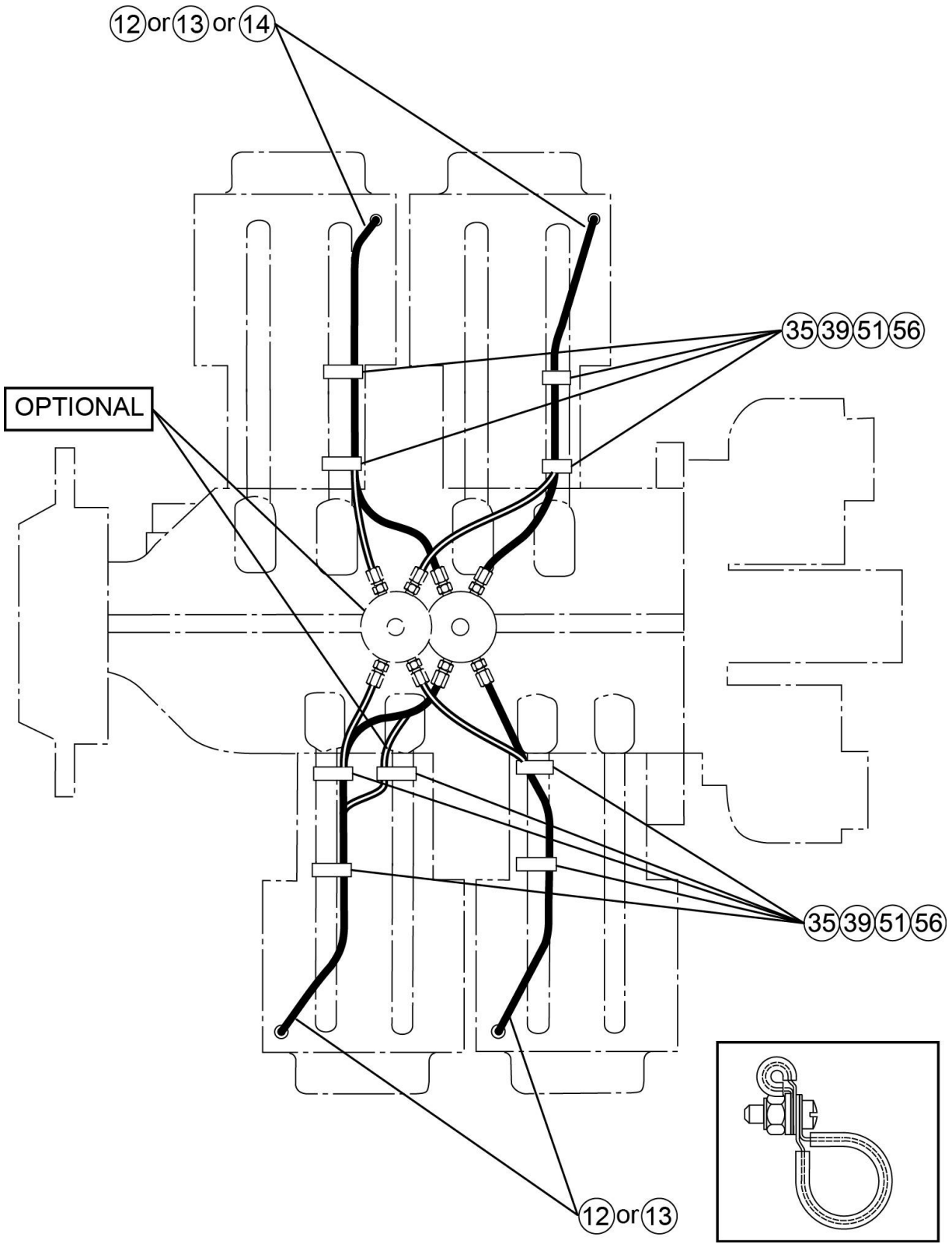
Diagram No. 24 (Optional) -- IO-540-AC1A5
TIO-540-AJ1A



ISSUED			REVISED			PAGE NO.	REVISION	Sup.3 to 342G
MO	DAY	YEAR	MO	DAY	YEAR	3 of 6	---	
11	02	15	--	--	--			

4. New Diagram No. 2 for Supplement No. 1 to Service Bulletin No. 342G

Diagram No. 2 for Supplement No. 1 to Service Bulletin No. 342G -- IO-360-M1A (Optional)



ISSUED			REVISED			PAGE NO.	REVISION	Sup.3 to 342G
MO	DAY	YEAR	MO	DAY	YEAR			
11	02	15	--	--	--	4 of 6	---	



NOV 02 2015

Ms. Bernadette Koontz
Technical Publications Supervisor
Lycoming Engines
652 Oliver Street
Williamsport, PA 17701

Subject: Request for Alternate Method of Compliance (AMOC) to Airworthiness
Directive (AD) 2015-19-07 (AMOC Log # 15-94)

Dear Ms. Koontz:

The Federal Aviation Administration (FAA) has received your email dated October 23, 2015 requesting an AMOC to AD 2015-19-07 to allow operators to use the revised bracket and optional fuel line configurations specified in Lycoming SB-342G Supplement 3 to define the fuel line configurations approved for the Lycoming engine models specified in AD 2015-19-07.

This new AD, 2015-19-07, requires accomplishment of paragraphs (e)(1)(i) and (e)(1)(ii), inspection and replacement of fuel lines and clamps in accordance with Lycoming MSB 342G, dated July 16, 2013; Supplement No. 1 to MSB No. 342G, dated August 29, 2013; and Supplement No. 2 to MSB 342G, dated January 13, 2014.

Supplement No. 3 to MSB 342G provides for the following:

- Updates the part number for Call Out # 65 in the "Legend for Parts on Diagrams 1 To 39", P/N 74278 is superseded by P/N 07A28507, "BRACKET ASSY., Fuel line support"
- Optional configuration for engine model I0-360-B4A included in Diagram No. 4.
- Optional manifold to nozzle fuel line tube assembly for the number 3 cylinder in Diagram No. 24
- Optional configuration for engine model I0-360-M1A included in Diagram No. 2

Lycoming's request for a Global AMOC to AD 2015-19-07, does not affect the population of the Lycoming engine models in AD 2015-19-07, the amount of work required by AD 2015-19-07, or the level of safety of AD 2015-19-07. Therefore, the New York Aircraft Certification Office approves SB-342G Supplement 3 as an AMOC to paragraphs (e)(1)(i) and (e)(1)(ii) of AD 2015-19-07 to allow the use of these optional fuel line configurations and call-out information.

ISSUED			REVISED			PAGE NO.	REVISION	Sup.3 to 342G
MO	DAY	YEAR	MO	DAY	YEAR			
11	02	15	--	--	--	5 of 6	---	

In accordance with FAA Order 8110.103A, the following conditions apply:

1. All provisions of 2015-19-01 that have not been specifically referenced above remain fully applicable and must be complied with accordingly.
2. This approval is transferable with engine(s) to other operators.
3. Before using this AMOC, notify your appropriate principal inspector, or lacking a principal inspector, the manager of the local flight standards district office/certificate holding district office.
4. The NYACO will revoke this AMOC if the NYACO later determines that this AMOC does not provide an acceptable level of safety.

Should you have any questions, please contact this office or Norman Perenson at telephone number 516-228-7337, fax 516-794-5531, or email at norman.perenson@faa.gov.

Sincerely,



For: Gaetano Sciortino
 Manager, New York
 Aircraft Certification Office

cc: James Delisio, ANE-171 (PDF Copy)

ISSUED			REVISED			PAGE NO.	REVISION	Sup.3 to 342G
MO	DAY	YEAR	MO	DAY	YEAR			
11	02	15	--	--	--	6 of 6	---	