



652 Oliver Street
 Williamsport, PA. 17701 U.S.A.

Telephone +1 (800) 258-3279 (U.S. and Canada)
 Telephone +1 (570) 323-6181 (International)
 Facsimile +1 (570) 327-7101

www.lycoming.com

SERVICE LETTER

DATE: February 16, 2017

Service Letter No. L267
 Engineering Aspects are
 FAA-Approved

TO: All Owners and Operators of Lycoming Aircraft Engines

SUBJECT: Warranty and Owner Registration via Lycoming Engines Website

NOTICE: Incomplete review of all the information in this document can cause errors. Read this entire Service Document to make sure you have a complete understanding of the requirements.

Warranty and Owner Registration is available via the internet for all owners and operators of Lycoming aircraft engines. This website registration tool replaces printed warranty registration cards previously shipped in the engine packets.

Warranty and Owner Registration Steps

- A. In a web browser, click on the link or copy and paste the link into your browser
<https://warranty.lycoming.com/Security/RegisterWarranty>.
 - 1. Enter customer’s engine serial number (Make sure the prefix (L-, RL-, etc.) and the appropriate suffix are entered).
 Example: RL-xxxxx-39E
 - 2. Click on the “Search Serial Number” button at the end of the Engine Serial Number field.
 The engine model will populate fields on the screen which will be enabled for edit.
 - 3. Continue entering the information on the form. Fields with * are required to submit the registration. Review the information entered on the registration form to be sure it is correct.
 - 4. Click on the “Submit” button.
 - 5. A message will pop-up confirming the registration has been submitted and to check email. Click on the “close” button.
- B. Open the Inbox of the e-mail address provided on the registration form.
 - 1. Open the e-mail from Lycoming with the subject “Complete your (engine model) warranty registration”.
 - 2. Follow the instructions in the e-mail. You must click the link in the confirmation e-mail to complete the Warranty/Owner Registration.
 - 3. A message will appear that your engine warranty has been registered successfully.

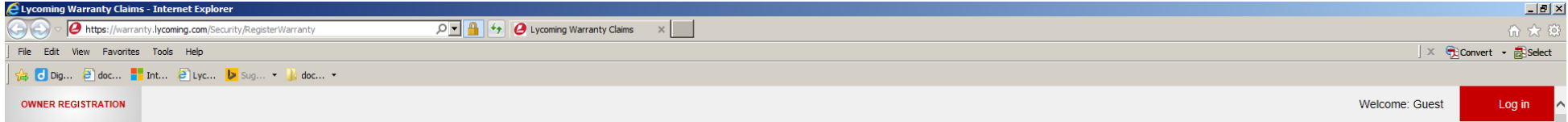
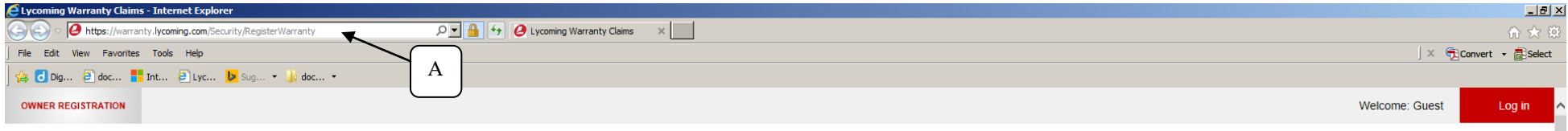


ISSUED			REVISED			PAGE NO.	REVISION
MO	DAY	YEAR	MO	DAY	YEAR		
02	16	17	--	--	--	1 of 6	--

4. Lycoming will send a final e-mail with the subject “Your Lycoming Engine Warranty Registration is Completed”.
5. Save a copy or print the e-mail for your records.

ISSUED			REVISED			PAGE NO.	REVISION	S.L. L267
MO	DAY	YEAR	MO	DAY	YEAR			
02	16	17	--	--	--	2 of 6	--	

Following are more detailed instructions:




Engine Warranty Registration

Upon completion of this form, you will receive an email confirmation. You must click the link in that confirmation to complete your engine warranty registration.

*Engine Serial Number

* Name



Engine Warranty Registration

Upon completion of this form, you will receive an email confirmation. You must click the link in that confirmation to complete your engine warranty registration.

You have selected a(n) O-320-D2J engine

*Engine Serial Number

* Name

ISSUED			REVISED			PAGE NO.	REVISION	S.L. L267
MO	DAY	YEAR	MO	DAY	YEAR			
02	16	17	--	--	--	3 of 6	--	



Engine Warranty Registration

Upon completion of this form, you will receive an email confirmation.
 You must click the link in that confirmation to complete your engine warranty registration.

You have selected a(n) O-320-D2J engine

***Engine Serial Number**

***Name**

***Address**

Address Line 2

***City**

***State/Province**

***Zip Code**

***Country**

Telephone No. (Incl. Country Code)

***Email Address**

***Confirm Email Address**

***Aircraft Registration No. (Tail No.)**

***Aircraft Serial No**

***In-Service Date**

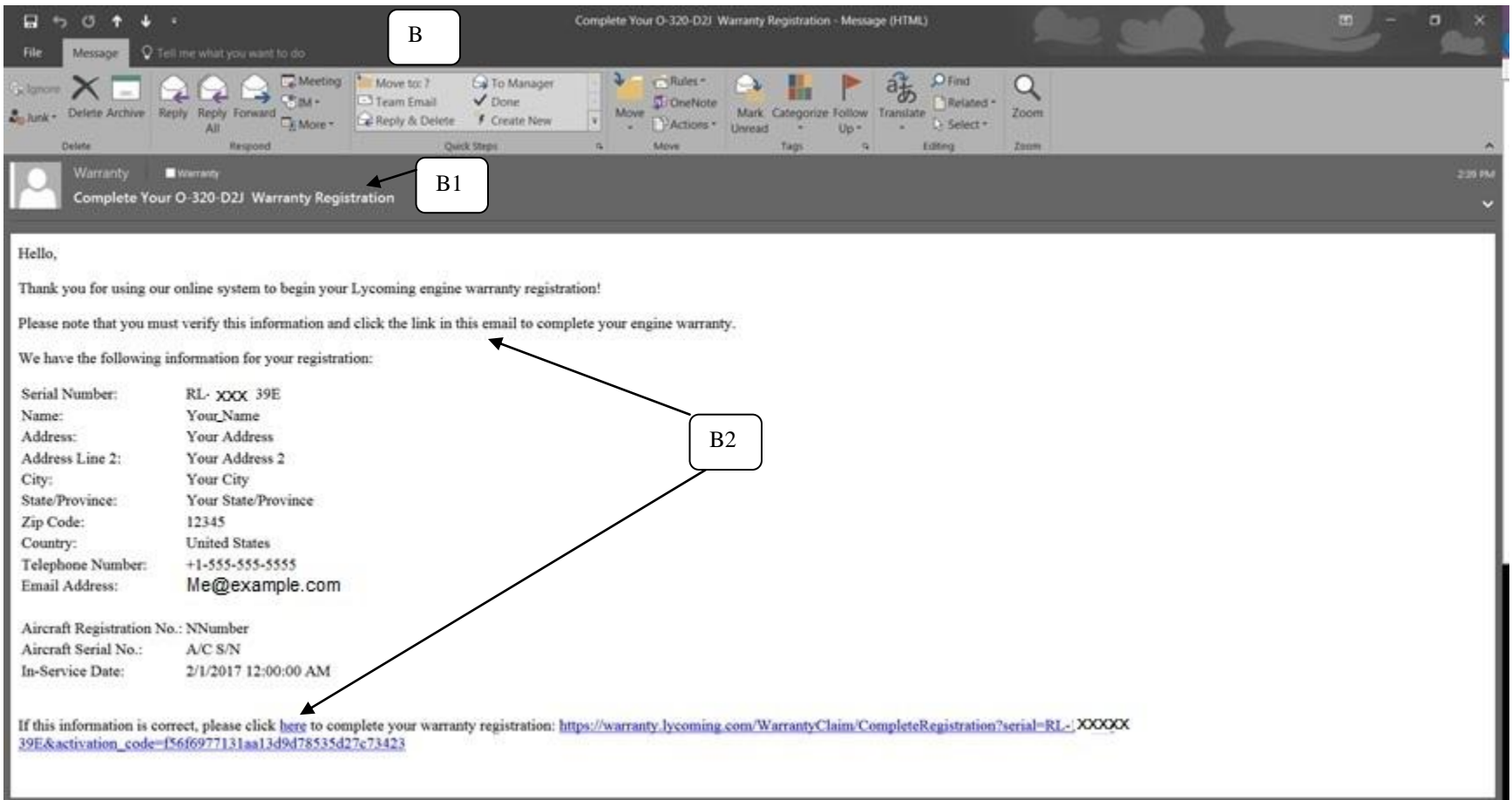
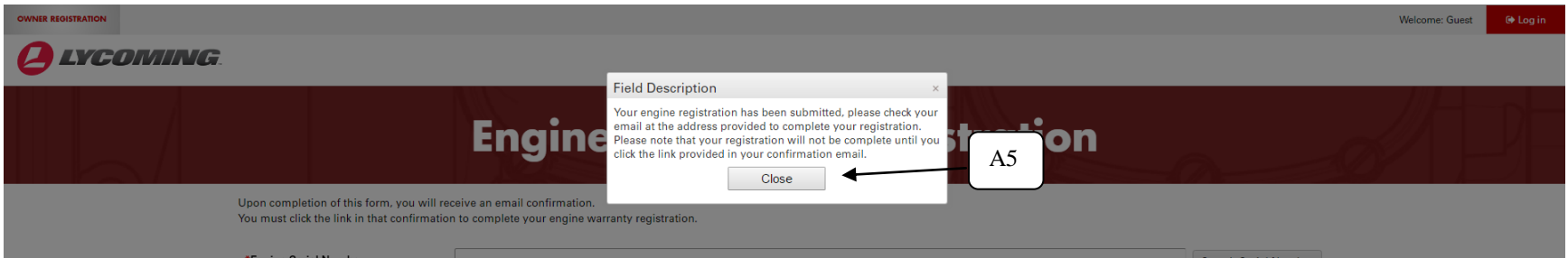
I do not want to receive occasional updates, special offers, or performance feedback requests. (Lycoming will never sell or rent your information to a third party vendor, and you can opt out of participation at any time.)

Operator Classification (Optional)

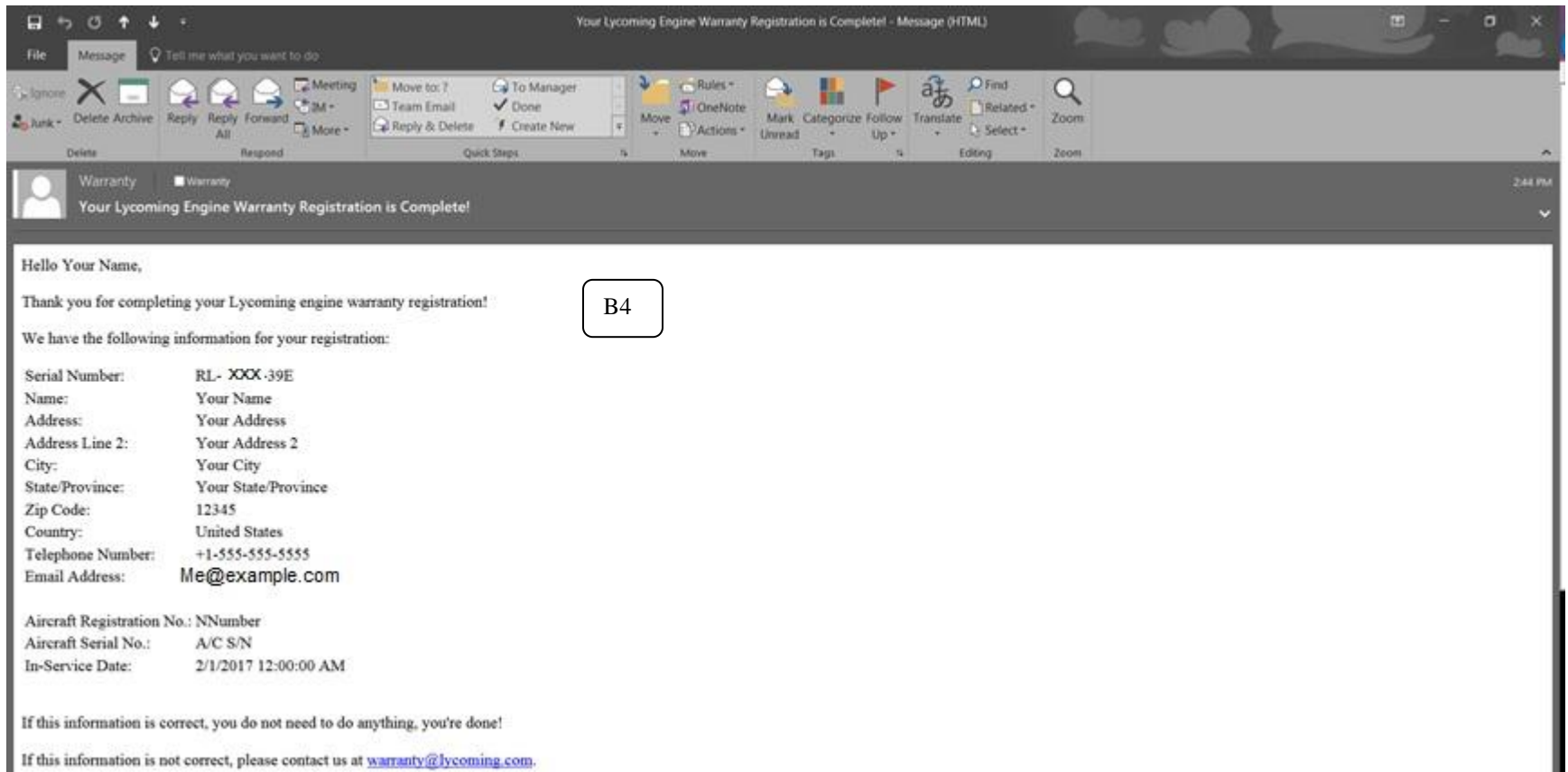
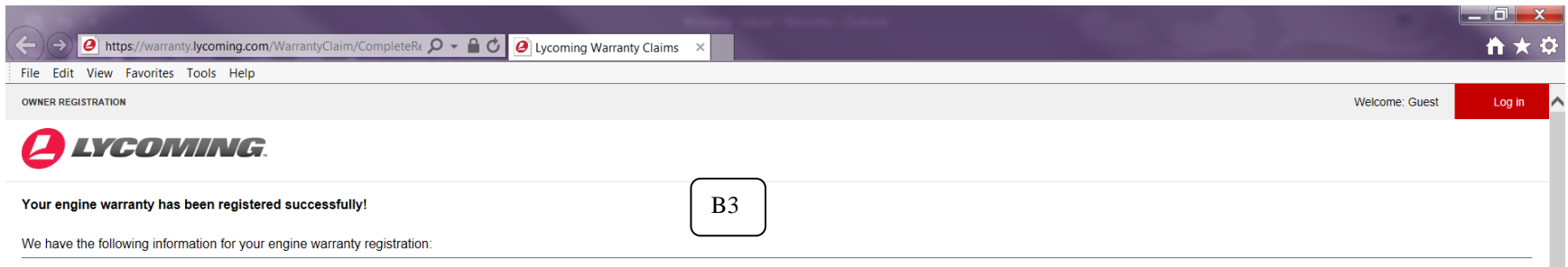
A3 (Annotations pointing to Name, Address, Address Line 2, City, State/Province, Zip Code, Country, Telephone No., Email Address, Confirm Email Address, Aircraft Registration No., Aircraft Serial No, In-Service Date)

A4 (Annotation pointing to Operator Classification dropdown)

ISSUED			REVISED			PAGE NO.	REVISION	S.L. L267
MO	DAY	YEAR	MO	DAY	YEAR			
02	16	17	--	--	--	4 of 6	--	



ISSUED			REVISED			PAGE NO.	REVISION	S.L. L267
MO	DAY	YEAR	MO	DAY	YEAR			
02	16	17	--	--	--	5 of 6	--	



ISSUED			REVISED			PAGE NO.	REVISION	S.L. L267
MO	DAY	YEAR	MO	DAY	YEAR			
02	16	17	--	--	--	6 of 6	--	